

Feynman rules for the rational part of the QCD 1-loop amplitudes

This article has been downloaded from IOPscience. Please scroll down to see the full text article.

JHEP04(2009)072

(<http://iopscience.iop.org/1126-6708/2009/04/072>)

[The Table of Contents](#) and [more related content](#) is available

Download details:

IP Address: 80.92.225.132

The article was downloaded on 03/04/2010 at 10:33

Please note that [terms and conditions apply](#).

Feynman rules for the rational part of the QCD 1-loop amplitudes

P. Draggiotis,^a M.V. Garzelli,^{a,b} C.G. Papadopoulos^c and R. Pittau^a

^a*Departamento de Física Teórica y del Cosmos y CAFPE Universidad de Granada,
E-18071 Granada, Spain*

^b*INFN Milano, I-20133 Milano, Italy*

^c*Institute of Nuclear Physics, NCSR Demokritos,
15310 Athens, Greece*

E-mail: pdrangiotis@ugr.es, garzelli@to.infn.it,
costas.papadopoulos@cern.ch, pittau@ugr.es

ABSTRACT: We compute the complete set of Feynman Rules producing the Rational Terms of kind R_2 needed to perform any QCD 1-loop calculation. We also explicitly check that in order to account for the entire R_2 contribution, even in case of processes with more than four external legs, only up to four-point vertices are needed. Our results are expressed both in the 't Hooft Veltman regularization scheme and in the Four Dimensional Helicity scheme, using explicit color configurations as well as the color connection language.

KEYWORDS: NLO Computations, Hadronic Colliders, QCD, Standard Model

Contents

1	Introduction	1
2	The origin of R_2	3
3	Results	7
4	Conclusions	8
A	The needed integrals	9
B	QCD Feynman rules and diagrams	10
C	Effective vertices in the color connection language	13

1 Introduction

In the last few years, the problem of computing one-loop amplitudes efficiently has been attacked by several groups. Standard techniques, such as the Passarino-Veltman [1] tensor reduction and its many variances [2]–[4], have been used for many years, and have produced a great deal of useful results [5]. Nowadays new developments, in which the amplitude is directly reconstructed are widely used. Such approaches rely on the fact that the basis of one-loop scalar integrals is known in terms of Boxes, Triangles, Bubbles and (in massive theories) Tadpoles, so that any one-loop amplitude \mathcal{M} can then be written as:

$$\mathcal{M} = \sum_i d_i \text{Box}_i + \sum_i c_i \text{Triangle}_i + \sum_i b_i \text{Bubble}_i + \sum_i a_i \text{Tadpole}_i + R, \quad (1.1)$$

where d_i , c_i , b_i and a_i are the coefficients to be determined and R is a remaining piece, called Rational Term (RT). The first attempt in this direction was the Unitarity approach [6], by Bern, Dixon and Kosower, in which two-particle cuts are performed on the one-loop amplitude (or, equivalently, two tree-level amplitudes are glued) in order to get information on the coefficients in eq. 1.1. The method produced many useful — mainly analytical — results, especially for massless theories [7], but a systematic way to determine all the coefficients of eq. 1.1 was missing.

Later it was shown by Britto Cachazo and Feng [8] that the d_i coefficients can be easily separated from the rest and computed by introducing quadruple cuts in which the loop integration momentum is completely frozen by four on-shell conditions. It was then possible to perform a full reconstruction of the amplitude for theories with only boxes, such as $N = 4$ super-Yang-Mills. However, a systematic procedure to get all the other coefficients was still missing.

Recently the problem of determining in a systematic way the coefficients d_i , c_i , b_i and a_i was completely solved by the OPP method of refs. [9] and [10]. Within this method, eq. 1.1 is substituted by its unintegrated counterpart, at the price of introducing the so called spurious terms, defined by the property of vanishing upon integration over the loop momentum q . In practice, since the functional form in q of the spurious terms is universal, one has to find, besides d_i , c_i , b_i , and a_i , an additional set of coefficients. The OPP method allows to find all those coefficients by computing the unintegrated amplitude at different values of q for which 4, 3, 2 and 1 propagators vanish. At each stage, the coefficient that have been already computed are numerically subtracted from the original amplitude, so that, by using such an OPP subtraction, it is possible to disentangle all the coefficients in a systematic way. The OPP approach was inspired by the unitarity method and the tensor reduction at the integrand level [11].

More recently the OPP subtraction method was used by the authors of [12] together with the Unitarity approach, giving rise to the so called generalized Unitarity techniques, that, nowadays, include both semi-analytical [13] and fully numerical versions [14]–[15]. Nevertheless, in practice, only the so called cut-constructible part of the amplitude, namely that one proportional to the one-loop scalar functions, can be easily obtained. The remaining Rational Terms R [16]–[17] require some additional work. For instance, in [14] the Rational part is obtained by explicitly computing the amplitude at different integer values of the space-time dimensions (n). Other possibilities are to get them through n -dimensional cuts [18] or with the help of recursion relations [19].

On the other hand, in the OPP method, two classes of terms contributing to R naturally arise [20]. The first class, called R_1 , can be derived straightforwardly within the same framework used to determine all other coefficients, while the second class, called R_2 , is coming from the $(n - 4)$ -dimensional part of the amplitude and can be obtained by computing, once for all, tree-level like Feynman Rules for the theory under study. Moreover, it is worthwhile to mention that only the full $R = R_1 + R_2$ constitutes a physical gauge-invariant quantity in dimensional regularization. On the other hand, R_1 can be directly read out from the analytic expressions of the cut-constructible part of the amplitude, irrespectively of the method used to derive it.

In this paper, we explicitly compute the entire set of Feynman Rules producing R_2 needed in any (massive or massless) QCD 1-loop calculation. We perform our calculation in the $\xi = 1$ 't Hooft-Feynman gauge. As a consequence, also the δZ counterterms [2] needed to build renormalized scattering amplitudes should be computed in the $\xi = 1$ gauge.

In the next section we briefly recall the origin of R_2 and give a detailed computational example. In section 3, we list our results and present numerical comparisons with known amplitudes. In section 4 we draw our conclusions and, in three appendices, we collect diagrams and formulae used for the calculation as well as our results expressed in the color connection language.

2 The origin of R_2

Before carrying out our program, we spend a few more words on the origin of R_2 , that is also necessary for setting up the framework of our calculation.

Our starting point is the general expression for the *integrand* of a generic m -point one-loop (sub-)amplitude

$$\bar{A}(\bar{q}) = \frac{\bar{N}(\bar{q})}{\bar{D}_0 \bar{D}_1 \cdots \bar{D}_{m-1}}, \quad \bar{D}_i = (\bar{q} + p_i)^2 - m_i^2, \quad (2.1)$$

where \bar{q} is the integration momentum. In the previous equation, dimensional regularization is assumed, so that we use a bar to denote objects living in $n = 4 + \epsilon$ dimensions and a tilde to represent ϵ -dimensional quantities. Notice that, when a n -dimensional index is contracted with a 4-dimensional (observable) vector v_μ , the 4-dimensional part is automatically selected. For example

$$\bar{q} \cdot v \equiv (q + \tilde{q}) \cdot v = q \cdot v \quad \text{and} \quad \not{\tilde{q}} \equiv \bar{\gamma}_\mu v^\mu = \not{q}. \quad (2.2)$$

An important consequence is

$$\bar{q}^2 = q^2 + \tilde{q}^2. \quad (2.3)$$

The numerator function $\bar{N}(\bar{q})$ can be further split into a 4-dimensional plus an ϵ -dimensional part

$$\bar{N}(\bar{q}) = N(q) + \tilde{N}(\tilde{q}^2, q, \epsilon). \quad (2.4)$$

$N(q)$ lives in 4-dimensions while $\tilde{N}(\tilde{q}^2, q, \epsilon)$, once integrated, gives rise to the RTs of kind R_2 , defined as

$$R_2 \equiv \frac{1}{(2\pi)^4} \int d^n \bar{q} \frac{\tilde{N}(\tilde{q}^2, q, \epsilon)}{\bar{D}_0 \bar{D}_1 \cdots \bar{D}_{m-1}}. \quad (2.5)$$

To investigate the explicit form of $\tilde{N}(\tilde{q}^2, q, \epsilon)$ it is important to understand better the separation in eq. 2.4. From a given *integrand* $\bar{A}(\bar{q})$ this is obtained by splitting, in the numerator function, the n -dimensional integration momentum \bar{q} , the n -dimensional gamma matrices $\bar{\gamma}_\mu$ and the n -dimensional metric tensor $\bar{g}^{\mu\nu}$ into a 4-dimensional component plus remaining pieces:

$$\begin{aligned} \bar{q} &= q + \tilde{q}, \\ \bar{\gamma}_\mu &= \gamma_\mu + \tilde{\gamma}_\mu, \\ \bar{g}^{\mu\nu} &= g^{\mu\nu} + \tilde{g}^{\mu\nu}. \end{aligned} \quad (2.6)$$

A practical way to determine R_2 is then computing, once for all and with the help of eq. 2.6, tree-level like Feynman Rules by calculating the R_2 part coming from one-particle irreducible amplitudes up to four external legs. The fact that four external legs are enough is guaranteed by the ultraviolet nature of the RTs, proven in [16]. Through eq. 2.5 a set

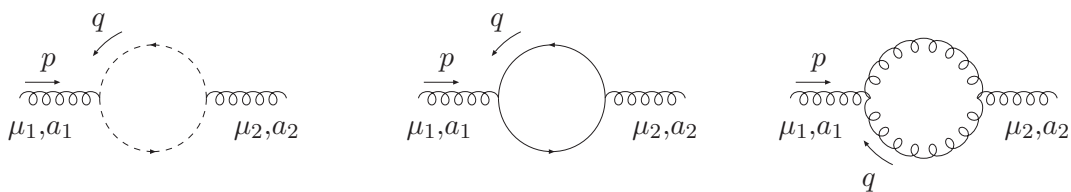


Figure 1. Diagrams contributing to the gluon self-energy.

of basic integrals with up to 4 denominators is generated, containing powers of \tilde{q} and ϵ in the numerator. A list that exhausts all possibilities in the $\xi = 1$ 't Hooft-Feynman gauge is presented in appendix A. Notice that, according to the chosen regularization scheme, results may differ. In eq. 2.5 we use the 't Hooft-Veltman (HV) scheme, while in the Four Dimensional Helicity scheme (FDH), any explicit ϵ dependence in the numerator function is discarded before integration. Therefore

$$R_2 \Big|_{\text{FDH}} = \frac{1}{(2\pi)^4} \int d^n \bar{q} \frac{\tilde{N}(\tilde{q}^2, q, \epsilon = 0)}{\bar{D}_0 \bar{D}_1 \cdots \bar{D}_{m-1}}. \tag{2.7}$$

As an explicit and simple example of the described procedure, we detail the calculation of R_2 coming from the gluon self-energy. The contributing diagrams ¹ are drawn in figure 1.

As for the ghost loop with 2 external gluons, we can write the numerator as

$$\bar{N}(\bar{q}) = \frac{g^2}{(2\pi)^4} f^{a_1bc} f^{a_2cb} (p + \bar{q})^{\mu_1} \bar{q}^{\mu_2}. \tag{2.8}$$

Since μ_1 and μ_2 are external Lorentz indices, that are eventually contracted with 4-dimensional external currents, their ϵ -dimensional component is killed due to eq. 2.2. Therefore, $R_2 = 0$ for this diagram, being $\tilde{N}(\tilde{q}^2, q, \epsilon) = 0$. With this same reasoning, one easily shows that ghost loops never contribute to R_2 , even with 3 or 4 external gluons.

The contribution due to N_f quark loops is given by the second diagram of figure 1, whose numerator reads

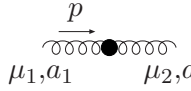
$$\bar{N}(\bar{q}) = -\frac{g^2}{(2\pi)^4} N_f \frac{\delta_{a_1 a_2}}{2} Tr[\gamma^{\mu_1} (\not{\bar{q}} + m_q) \gamma^{\mu_2} (\not{\bar{q}} + \not{p} + m_q)], \tag{2.9}$$

where the external indices μ_1 and μ_2 have been directly taken in 4 dimensions. By anti-commuting γ^{μ_2} and $\not{\bar{q}}$ and using the fact that, due to Lorentz invariance, odd powers of \tilde{q} do no contribute, one immediately arrives at the result

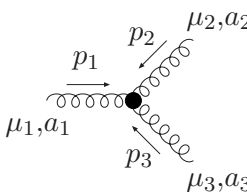
$$\tilde{N}(\tilde{q}^2) = \frac{g^2}{8\pi^4} N_f \delta_{a_1 a_2} g_{\mu_1 \mu_2} \tilde{q}^2. \tag{2.10}$$

Eq. 2.10, integrated with the help of the first one of eqs. A.1, gives the term proportional to N_f in the 2-point effective vertex of figure 2.

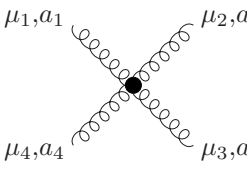
¹Our conventions and notations are listed in appendix B.



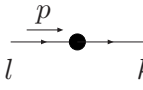
$$= \frac{ig^2 N_{\text{col}}}{48\pi^2} \delta_{a_1 a_2} \left[\frac{p^2}{2} g_{\mu_1 \mu_2} + \lambda_{\text{HV}} \left(g_{\mu_1 \mu_2} p^2 - p_{\mu_1} p_{\mu_2} \right) + \frac{N_f}{N_{\text{col}}} (p^2 - 6 m_q^2) g_{\mu_1 \mu_2} \right]$$



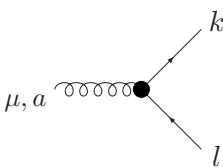
$$= -\frac{g^3 N_{\text{col}}}{48\pi^2} \left(\frac{7}{4} + \lambda_{\text{HV}} + 2 \frac{N_f}{N_{\text{col}}} \right) f^{a_1 a_2 a_3} V_{\mu_1 \mu_2 \mu_3} (p_1, p_2, p_3)$$



$$= -\frac{ig^4 N_{\text{col}}}{96\pi^2} \sum_{P(234)} \left\{ \left[\frac{\delta_{a_1 a_2} \delta_{a_3 a_4} + \delta_{a_1 a_3} \delta_{a_4 a_2} + \delta_{a_1 a_4} \delta_{a_2 a_3}}{N_{\text{col}}} + 4 \text{Tr}(t^{a_1} t^{a_3} t^{a_2} t^{a_4} + t^{a_1} t^{a_4} t^{a_2} t^{a_3}) (3 + \lambda_{\text{HV}}) - \text{Tr}(\{t^{a_1} t^{a_2}\} \{t^{a_3} t^{a_4}\}) (5 + 2\lambda_{\text{HV}}) \right] g_{\mu_1 \mu_2} g_{\mu_3 \mu_4} + 12 \frac{N_f}{N_{\text{col}}} \text{Tr}(t^{a_1} t^{a_2} t^{a_3} t^{a_4}) \left(\frac{5}{3} g_{\mu_1 \mu_3} g_{\mu_2 \mu_4} - g_{\mu_1 \mu_2} g_{\mu_3 \mu_4} - g_{\mu_2 \mu_3} g_{\mu_1 \mu_4} \right) \right\}$$



$$= \frac{ig^2}{16\pi^2} \frac{N_{\text{col}}^2 - 1}{2N_{\text{col}}} \delta_{kl} (-\not{l} + 2m_q) \lambda_{\text{HV}}$$



$$= \frac{ig^3}{16\pi^2} \frac{N_{\text{col}}^2 - 1}{2N_{\text{col}}} t_{kl}^a \gamma_\mu (1 + \lambda_{\text{HV}})$$

Figure 2. Effective vertices contributing to R_2 in pure QCD. $\sum_{P(234)}$ stands for a summation over the six permutations of the indices 2, 3 and 4, and $\{t^{a_i} t^{a_j}\} \equiv t^{a_i} t^{a_j} + t^{a_j} t^{a_i}$. $\lambda_{\text{HV}} = 1$ in the HV scheme and $\lambda_{\text{HV}} = 0$ in the FDH scheme. N_{col} is the number of colors and N_f is the number of fermions running in the quark loop.

$$\begin{aligned}
 & \text{Diagram 1: } \mu \text{ (wavy line } V) \text{ enters a vertex, } k \text{ and } l \text{ (solid lines) exit.} & = -\frac{g^2}{16\pi^2} \frac{N_{\text{col}}^2 - 1}{2N_{\text{col}}} \delta_{kl} \gamma_\mu (v + a\gamma_5) (1 + \lambda_{\text{HV}}) \\
 & \text{Diagram 2: } S \text{ (dotted line) enters a vertex, } k \text{ and } l \text{ (solid lines) exit.} & = -\frac{g^2}{8\pi^2} \frac{N_{\text{col}}^2 - 1}{2N_{\text{col}}} \delta_{kl} (c + d\gamma_5) (1 + \lambda_{\text{HV}}) \\
 & \text{Diagram 3: } \mu \text{ (wavy line } V) \text{ enters a vertex, } p_1 \text{ and } p_2 \text{ (curly lines } \alpha_1, a_1 \text{ and } \alpha_2, a_2) \text{ exit.} & = -a \frac{ig^2}{12\pi^2} \delta_{a_1 a_2} \epsilon_{\mu\alpha_1\alpha_2\beta} (p_1 - p_2)^\beta \\
 & \text{Diagram 4: } S \text{ (dotted line) enters a vertex, } \alpha_1, a_1 \text{ and } \alpha_2, a_2 \text{ (curly lines) exit.} & = c \frac{g^2}{8\pi^2} \delta_{a_1 a_2} g_{\alpha_1 \alpha_2} m_q \\
 & \text{Diagram 5: } \mu_1 \text{ (wavy line } V_1) \text{ and } \mu_2 \text{ (wavy line } V_2) \text{ enter a vertex, } \alpha_1, a_1 \text{ and } \alpha_2, a_2 \text{ (curly lines) exit.} & = -\frac{ig^2}{24\pi^2} \delta_{a_1 a_2} (v_1 v_2 + a_1 a_2) (g_{\mu_1 \mu_2} g_{\alpha_1 \alpha_2} + g_{\mu_1 \alpha_1} g_{\mu_2 \alpha_2} + g_{\mu_1 \alpha_2} g_{\mu_2 \alpha_1}) \\
 & \text{Diagram 6: } S_1 \text{ (dotted line) and } S_2 \text{ (dotted line) enter a vertex, } \alpha_1, a_1 \text{ and } \alpha_2, a_2 \text{ (curly lines) exit.} & = \frac{ig^2}{8\pi^2} \delta_{a_1 a_2} (c_1 c_2 - d_1 d_2) g_{\alpha_1 \alpha_2} \\
 & \text{Diagram 7: } \mu \text{ (wavy line } V) \text{ enters a vertex, } \alpha_3, a_3 \text{ and } \alpha_2, a_2 \text{ (curly lines) exit.} & = -\frac{g^3}{24\pi^2} \{v \text{Tr}(t^{a_1} \{t^{a_2} t^{a_3}\}) (g_{\mu\alpha_1} g_{\alpha_2\alpha_3} + g_{\mu\alpha_2} g_{\alpha_1\alpha_3} + g_{\mu\alpha_3} g_{\alpha_1\alpha_2}) \\
 & & \quad - i9a [\text{Tr}(t^{a_1} t^{a_2} t^{a_3}) - \text{Tr}(t^{a_1} t^{a_3} t^{a_2})] \epsilon_{\mu\alpha_1\alpha_2\alpha_3} \}
 \end{aligned}$$

Figure 3. Effective vertices contributing to R_2 in mixed QCD. $\lambda_{\text{HV}} = 1$ in the HV scheme and $\lambda_{\text{HV}} = 0$ in the FDH scheme. In the case of neutral external vectors or scalars, the formulae should be read as the contribution given by one quark loop. In the case of charged external particles, they refer instead to the contribution of one quark family.

Finally, the numerator function of the diagram with a gluonic loop reads

$$\bar{N}(\bar{q}) = -\frac{g^2}{2(2\pi)^4} f^{a_1bc} f^{a_2cb} V_{\mu_1\bar{\beta}\bar{\gamma}}(p, -\bar{q} - p, \bar{q}) V_{\mu_2\bar{\gamma}\bar{\beta}}(-p, -\bar{q}, \bar{q} + p), \quad (2.11)$$

with V given in eq. B.1. The contraction of the two V tensors gives terms containing

$$\bar{q}^2 = q^2 + \tilde{q}^2, \quad \text{and} \quad \bar{g}_{\bar{\alpha}\bar{\beta}} \bar{g}^{\bar{\alpha}\bar{\beta}} = 4 + \epsilon, \quad (2.12)$$

from which one obtains

$$\tilde{N}(\tilde{q}^2, q, \epsilon) = -\frac{g^2}{2(2\pi)^4} f^{a_1bc} f^{a_2cb} \left[2g_{\mu_1\mu_2} \tilde{q}^2 + 4\epsilon q_{\mu_1} q_{\mu_2} + 2\epsilon q_{\mu_1} p_{\mu_2} + 2\epsilon p_{\mu_1} q_{\mu_2} + \epsilon p_{\mu_1} p_{\mu_2} \right]. \quad (2.13)$$

Performing the integration, gives the expression written in the first line of figure 2, where the contribution proportional to λ_{HV} is generated by the ϵ dependence of eq. 2.13.

The complete set of effective vertices obtained with the described technique is presented in the next section.

3 Results

As already explained, 1-loop irreducible Feynman diagrams up to 4 external legs are sufficient to compute R_2 for any amplitude with any number of external legs. Each contributing diagram has been calculated analytically by using the Feynman rules listed in appendix B, which also contains the list of the relevant graphs. Different contributions have then been summed and reorganized to identify the effective R_2 vertices listed in figures 2 and 3, which represent the main result of this work and that allow to determine R_2 needed in the computation of the NLO QCD corrections to any process in the Standard Model.

In figure 2 we collect the “pure” QCD effective vertices, namely all vertices generated by QCD corrections to processes with external QCD particles. The complete set of contributing diagrams is given in figure 5. In figure 3 we list, instead, the “mixed” QCD vertices generated by QCD corrections to processes containing at least one external electroweak particle. In this paper, this last class is parametrized by introducing generic couplings of a (pseudo)-vector and of a (pseudo)-scalar with a quark line, as in the last two vertices of figure 4. The non vanishing diagrams contributing to R_2 are listed in figure 6.

In all figures, N_{col} is the number of colours, N_f is the number of fermions running in the quark loop and λ_{HV} is a parameter allowing to read our formulae in two different regularization schemes: $\lambda_{\text{HV}} = 1$ corresponds to the HV scheme of eq. 2.5 while $\lambda_{\text{HV}} = 0$ in the FDH scheme defined in eq. 2.7.

Notice that the whole structure of the three-gluon effective vertex is always proportional to the tree-level, while the four-gluon effective vertex is more complicated.

Notice also that, when a completely antisymmetric ϵ tensor occur in the formulae of the mixed QCD vertices, it always multiplies the axial coupling a . Therefore, summing over all quark loops gives zero in the Standard Model, due to the anomaly cancellation. Such terms can then be taken to be zero from the very beginning.

In figures 2 and 3 the effective vertices are given in terms of traces of color matrices and structure constants. The same result in terms of color connections is presented in appendix C.

Just as a showcase of our ability to reproduce the rational terms R_2 correctly for higher multiplicity of external legs, we have computed the 1-loop six gluon amplitude using an extension [21] of HELAC-PHEGAS [22], HELAC-1loop, that includes virtual corrections through an interface with CutTools [10].

The comparison against the results of ref. [23] is given in table 1, that refers to one color configuration only and to the following phase space point:

$$\begin{aligned}
 p_1 &= (-3.000000000000000, 1.837117307087384, -2.121320343559642, 1.060660171779821) \\
 p_2 &= (-3.000000000000000, -1.837117307087384, 2.121320343559642, -1.060660171779821) \\
 p_3 &= (2.000000000000000, 0.000000000000000, -2.000000000000000, 0.000000000000000) \\
 p_4 &= (0.857142857142857, 0.000000000000000, 0.315789473684211, 0.796850604480708) \\
 p_5 &= (1.000000000000000, 0.866025403784439, 0.184210526315789, 0.464829519280413) \\
 p_6 &= (2.142857142857143, -0.866025403784439, 1.500000000000000, -1.261680123761121)
 \end{aligned}
 \tag{3.1}$$

We find an excellent agreement among the results when including the R_2 contribution. Finally, we mention that, always with the help of HELAC-1loop, we successfully compared our predictions for six-quark 1-loop amplitudes (with three different flavours) with the results produced by the GOLEM group [4]. In addition, for all sub-processes included in the 2007 Les Houches wish list [24], we explicitly checked that the validity of the Ward Identity for a single on-shell external gluon (when present) is preserved by the sum $R_1 + R_2$.

4 Conclusions

We have derived the tree-level Feynman rules needed to compute the Rational Terms R_2 in QCD, both using explicit color configurations and in the color connection language. We listed all effective vertices generated by QCD corrections to processes with external QCD particles and all possible mixed QCD effective vertices generated by QCD corrections to processes with at least one external EW particle. The inclusion of the derived vertices in an actual calculation gives numerical agreement with known expressions for processes up to 6 external legs. So we have explicitly checked that 1,2,3 and 4-point vertices are enough to solve the problem for an arbitrary number of external legs. In addition, all relevant integrals needed to compute R_2 in the $\xi = 1$ 't Hooft-Feynman gauge have been explicitly listed. The next obvious step is the determination of the Feynman Rules needed in the complete Standard Model. We leave this for a future publication.

Acknowledgments

We would like to thank Giovanni Ossola and Thomas Binoth for many useful discussions. R.P. acknowledges the financial support of the ToK Program “ALGOTOOLS” (MTKD-

CC	R_1	R_2	$ A_6 $
+++++			
$2.417991007837614 \cdot 10^{-17} - i 4.793031572579084 \cdot 10^{-17}$			
- - $4.105695207224680 \cdot 10^{-16}$ $+i 1.504282270415678 \cdot 10^{-15}$	- - -0.1382337836650667 $+i 0.360080242802749$	- - $-9.500309796373058 \cdot 10^{-2}$ $+i 0.1156249885933891$	0.529806483643855 0.529806483661295 0.529806483661327
-++++			
$9.755813312628327 \cdot 10^{-19} + i 1.353208509225273 \cdot 10^{-16}$			
- - $3.812889817765093 \cdot 10^{-10}$ $+i 1.011089409856760 \cdot 10^{-9}$	- - 1.762222300120013 $+i 2.633781480837803$	- - $-3.777721263438941 \cdot 10^{-2}$ $+i 0.1327460047079652$	3.25996704351899 3.25996705427236 3.25996705427262
--+++			
$-2.806856204696471 - i 28.35268397049988$			
- - 33436785.84436276 $-i 14771512.10073091$	- - -33438045.33273086 $+i 14772021.20888190$	- - 6.674685589922374 $+i 61.85407887654488$	1373.74753500854 1373.74753500828 1373.74753500852
-+-+ -			
$3.131859164936308 - i 0.2073463331363808$			
- - -370592.0271294174 $+i 28580469.70894824$	- - 370518.3987124019 $-i 28580599.25896605$	- - -6.563948999154568 $+i 0.9730930522347396$	151.043950328960 151.043950337947 151.043950337955
+ - + - +			
$3.131859164936308 + i 0.2073463331363808$			
- - -370533.5799977572 $-i 28580750.73535662$	- - 370518.3987124019 $+i 28580599.25896605$	- - -6.563948999154568 $-i 0.9730930522347396$	153.780101529836 153.780101415986 153.780101615242

Table 1. Results for the finite part of the 1-loop virtual amplitudes for some helicity configurations for the case of six external gluons for the phase space point given in the text. The first row for each helicity configuration is the tree-order result. The second (unitarity) and the third (semi-numerical) rows are the results for $|A_6|$ taken from [23]. The fourth is our result for the cut-constructible, CC (with renormalization scale $\mu = \sqrt{s}$), R_1 and R_2 terms in the HV scheme as well as for the $|A_6|$ in FDH scheme, to facilitate comparisons. The relation of HV scheme result to the FDH scheme result is given in [23].

CD-2004-014319). P.D.'s, C.G.P.'s and R.P.'s research was partially supported by the RTN European Programme MRTN-CT-2006-035505 (HEPTOOLS, Tools and Precision Calculations for Physics Discoveries at Colliders). The research of R.P., M.V.G. and P.D. was also supported by the MEC project FPA2008-02984.

A The needed integrals

In this appendix, we collect the integrals needed to perform our calculation of R_2 . A non vanishing contribution is generated only by integrals with zero or higher superficial degree of divergence. They fall in two classes, namely integrals involving even powers of \tilde{q} (odd powers do not contribute due to Lorentz invariance) and Pole Parts (P.P.) of ultraviolet divergent integrals. This second class is relevant when using regularization schemes (such as the HV one) where the ϵ dependence in the numerator is kept. In the following, we

further classify the integrals according to the number of denominators $\bar{D}_i = (\bar{q} + p_i)^2 - m_i^2$. The results for the Pole Parts have been checked against ref. [2].

2-point integrals:

$$\begin{aligned}
 \int d^n \bar{q} \frac{\tilde{q}^2}{\bar{D}_i \bar{D}_j} &= -\frac{i\pi^2}{2} \left[m_i^2 + m_j^2 - \frac{(p_i - p_j)^2}{3} \right] + O(\epsilon), \\
 P.P. \left(\int d^n \bar{q} \frac{1}{\bar{D}_i \bar{D}_j} \right) &= -2 \frac{i\pi^2}{\epsilon}, \\
 P.P. \left(\int d^n \bar{q} \frac{q_\mu}{\bar{D}_i \bar{D}_j} \right) &= \frac{i\pi^2}{\epsilon} (p_i + p_j)_\mu, \\
 P.P. \left(\int d^n \bar{q} \frac{q_\mu q_\nu}{\bar{D}_i \bar{D}_j} \right) &= \frac{i\pi^2}{3\epsilon} \left\{ \frac{(p_i - p_j)^2 - 3m_i^2 - 3m_j^2}{2} g_{\mu\nu} - 2p_{i\mu} p_{i\nu} - 2p_{j\mu} p_{j\nu} \right. \\
 &\quad \left. - p_{i\mu} p_{j\nu} - p_{j\mu} p_{i\nu} \right\}. \tag{A.1}
 \end{aligned}$$

3-point integrals:

$$\begin{aligned}
 \int d^n \bar{q} \frac{\tilde{q}^2}{\bar{D}_i \bar{D}_j \bar{D}_k} &= -\frac{i\pi^2}{2} + O(\epsilon), \\
 \int d^n \bar{q} \frac{\tilde{q}^2 q_\mu}{\bar{D}_i \bar{D}_j \bar{D}_k} &= \frac{i\pi^2}{6} (p_{ijk})_\mu + O(\epsilon), \\
 P.P. \left(\int d^n \bar{q} \frac{q_\mu q_\nu}{\bar{D}_i \bar{D}_j \bar{D}_k} \right) &= -\frac{i\pi^2}{2\epsilon} g_{\mu\nu}, \\
 P.P. \left(\int d^n \bar{q} \frac{q_\mu q_\nu q_\rho}{\bar{D}_i \bar{D}_j \bar{D}_k} \right) &= \frac{i\pi^2}{6\epsilon} \left[g_{\mu\nu} (p_{ijk})_\rho + g_{\nu\rho} (p_{ijk})_\mu + g_{\mu\rho} (p_{ijk})_\nu \right], \tag{A.2}
 \end{aligned}$$

with $p_{ijk} = p_i + p_j + p_k$.

4-point integrals:

$$\begin{aligned}
 \int d^n \bar{q} \frac{\tilde{q}^4}{\bar{D}_i \bar{D}_j \bar{D}_k \bar{D}_l} &= -\frac{i\pi^2}{6} + O(\epsilon), \\
 \int d^n \bar{q} \frac{\tilde{q}^2 q_\mu q_\nu}{\bar{D}_i \bar{D}_j \bar{D}_k \bar{D}_l} &= -\frac{i\pi^2}{12} g_{\mu\nu} + O(\epsilon), \\
 \int d^n \bar{q} \frac{\tilde{q}^2 q^2}{\bar{D}_i \bar{D}_j \bar{D}_k \bar{D}_l} &= -\frac{i\pi^2}{3} + O(\epsilon), \\
 P.P. \left(\int d^n \bar{q} \frac{q_\mu q_\nu q_\rho q_\sigma}{\bar{D}_i \bar{D}_j \bar{D}_k \bar{D}_l} \right) &= -\frac{i\pi^2}{12\epsilon} \left(g_{\mu\nu} g_{\rho\sigma} + g_{\mu\rho} g_{\nu\sigma} + g_{\mu\sigma} g_{\nu\rho} \right). \tag{A.3}
 \end{aligned}$$

B QCD Feynman rules and diagrams

In this appendix, we present the Feynman rules and the diagrams used in the calculation. In figure 4 we list QCD propagators and vertices as well as our parametrization of the Vqq and Sqq couplings. Ghosts are drawn with dashed arrows, vectors with wavy lines and

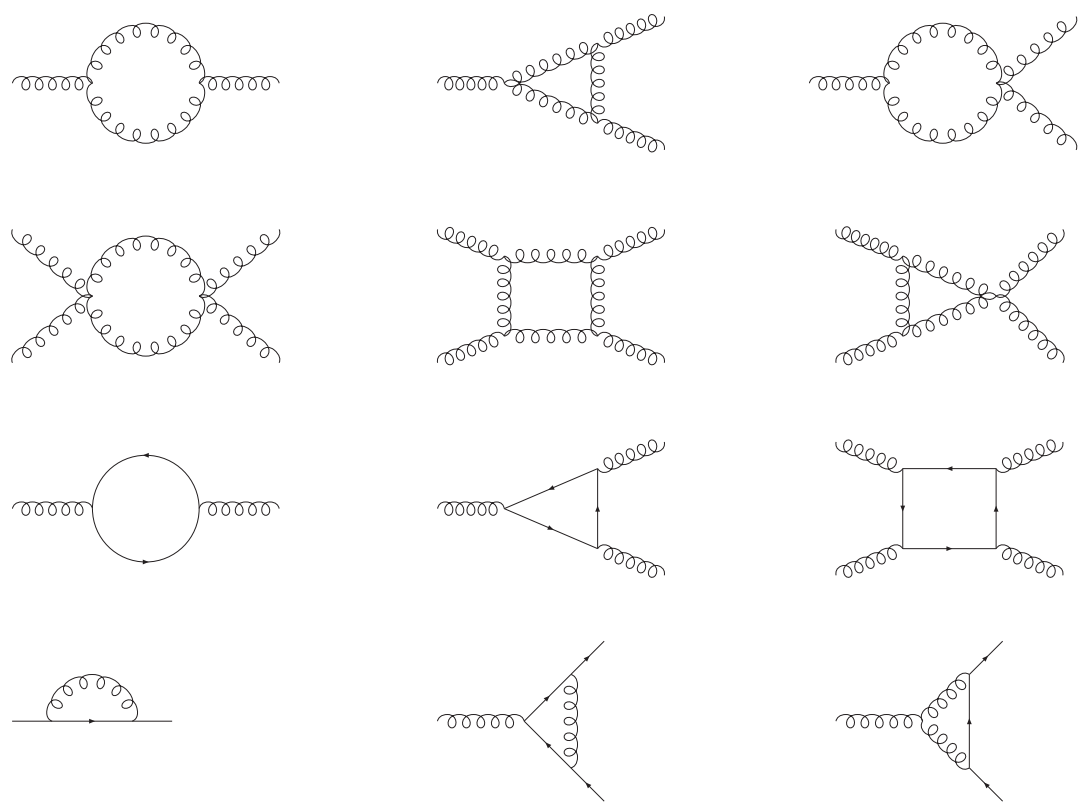


Figure 5. Pure QCD diagrams used for the calculation.

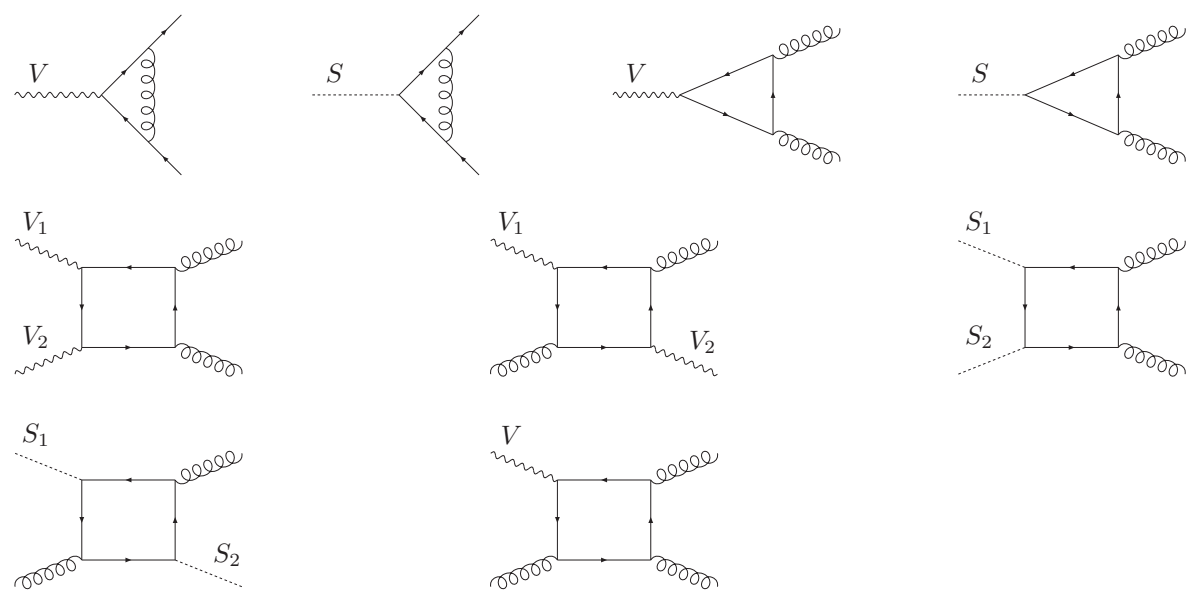


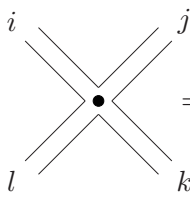
Figure 6. Mixed QCD diagrams contributing to R_2 .

C Effective vertices in the color connection language

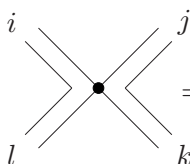
In this appendix, we write down the Feynman rules for the QCD effective vertices in the color connection language. Such rules are obtained by contracting any gluon index a_i , appearing in the vertices of figures 2 and 3, by a color matrix $t_{k_i l_i}^{a_i}$. Any gluonic color index a_i is therefore projected out in terms of two quark like color and anti-color indices k_i and l_i . By then summing over gluon indices with the rule

$$t_{k_l l_l}^a t_{i_j}^a = \frac{1}{2} \left[\delta_{kj} \delta_{il} - \frac{1}{N_{\text{col}}} \delta_{kl} \delta_{ij} \right], \tag{C.1}$$

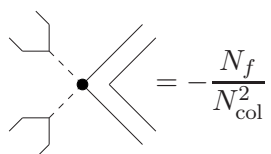
the color part of the effective vertices can be entirely written down in terms of δ 's, which correspond to color connections. Graphically, a color connection can be represented with a solid line, in such a way that two solid lines stand for a gluon, while one single solid line symbolize a quark. Finally, different color lines can be connected by the exchange of a scalar colorless gluon, represented by a dashed line. In such a language, the pure QCD effective vertices of figure 2 can be written as in figures 7 and 8. Analogously, the last five mixed QCD vertices of figure 3 give the results reported in figures 9–11.



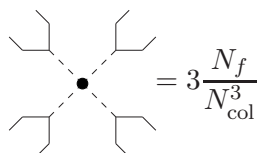
$$= \frac{ig^4 N_{\text{col}}}{192\pi^2} \left[\left(\frac{5}{4} + \frac{\lambda_{\text{HV}}}{2} + \frac{3 N_f}{2 N_{\text{col}}} \right) (g_{\mu_i \mu_j} g_{\mu_k \mu_l} + g_{\mu_i \mu_l} g_{\mu_j \mu_k}) \right. \\ \left. - \left(3 + \lambda_{\text{HV}} + \frac{5 N_f}{2 N_{\text{col}}} \right) g_{\mu_i \mu_k} g_{\mu_j \mu_l} \right]$$



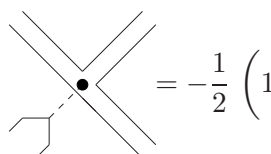
$$= -\frac{ig^4}{192\pi^2} (g_{\mu_i \mu_j} g_{\mu_3 \mu_l} + g_{\mu_i \mu_l} g_{\mu_j \mu_k} + g_{\mu_i \mu_k} g_{\mu_j \mu_l})$$



$$= -\frac{N_f}{N_{\text{col}}^2} \text{[Diagram of a 4-gluon vertex with a central black dot]}$$



$$= 3 \frac{N_f}{N_{\text{col}}^3} \text{[Diagram of a 4-gluon vertex with a central black dot]}$$



$$= -\frac{1}{2} \left(1 - \frac{N_f}{N_{\text{col}}} \right) \text{[Diagram of a 4-gluon vertex with a central black dot]}$$

Figure 7. Effective 4-gluon vertices contributing to R_2 in pure QCD in the color connection language. N_f is the number of fermions running in the quark loop.

$$\begin{aligned}
 & \text{Diagram 1: } i \text{ (double line) splits into } j \text{ and } k \text{ (single lines)} \\
 & = \frac{ig^3 N_{\text{col}}}{192\pi^2} \left[\left(\frac{7}{4} + \lambda_{\text{HV}} \right) + 2 \frac{N_f}{N_{\text{col}}} \right] V_{\mu_i \mu_j \mu_k}(p_i, p_j, p_k) \\
 \\
 & \text{Diagram 2: } i \text{ (double line) and } j \text{ (double line) meet at a vertex} \\
 & = \frac{ig^2 N_{\text{col}}}{96\pi^2} \left[\frac{p^2}{2} g_{\mu_i \mu_j} + \lambda_{\text{HV}} (g_{\mu_i \mu_j} p^2 - p_{\mu_i} p_{\mu_j}) \right. \\
 & \qquad \qquad \qquad \left. + \frac{N_f}{N_{\text{col}}} (p^2 - 6 m_q^2) g_{\mu_i \mu_j} \right] \\
 \\
 & \text{Diagram 3: } \text{Two single lines meet at a vertex, connected to a double line} \\
 & = -\frac{1}{N_{\text{col}}} \text{Diagram 4: } \text{Double line with a vertex} \\
 \\
 & \text{Diagram 5: } \mu \text{ (double line) splits into two single lines} \\
 & = \frac{ig^3}{32\pi^2} \frac{N_{\text{col}}^2 - 1}{2N_{\text{col}}} \gamma_\mu (1 + \lambda_{\text{HV}}) \\
 \\
 & \text{Diagram 6: } \text{Two single lines meet at a vertex, connected to a double line} \\
 & = -\frac{1}{N_{\text{col}}} \text{Diagram 7: } \text{Double line with a vertex} \\
 \\
 & \text{Diagram 8: } \text{Double line with a vertex} \\
 & = \frac{ig^2}{16\pi^2} \frac{N_{\text{col}}^2 - 1}{2N_{\text{col}}} (-\not{p} + 2m_q) \lambda_{\text{HV}}
 \end{aligned}$$

Figure 8. Effective 3- and 2- point vertices contributing to R_2 in pure QCD in the color connection language. All momenta are incoming. The first three diagrams represent the ggg and gg vertices; the last three qqg and qq . N_f is the number of fermions running in the quark loop.

Figure 9 shows three Feynman diagrams representing effective vertices. The first diagram shows a vertex with incoming lines i and j , and outgoing lines k and μ . The second diagram is similar but with different line styles. The third diagram shows a more complex vertex with multiple lines.

$$\begin{aligned}
 & \text{Diagram 1} = -\frac{g^3}{64\pi^2} \left[v \frac{1}{3} (g_{\mu\alpha_i} g_{\alpha_j\alpha_k} + g_{\mu\alpha_j} g_{\alpha_i\alpha_k} + g_{\mu\alpha_k} g_{\alpha_i\alpha_j}) - i3a \epsilon_{\mu\alpha_i\alpha_j\alpha_k} \right] \\
 & \text{Diagram 2} = \frac{g^3}{96\pi^2 N_{\text{col}}} v (g_{\mu\alpha_i} g_{\alpha_j\alpha_k} + g_{\mu\alpha_j} g_{\alpha_i\alpha_k} + g_{\mu\alpha_k} g_{\alpha_i\alpha_j}) \\
 & \text{Diagram 3} = -\frac{2}{N_{\text{col}}} \text{Diagram 4}
 \end{aligned}$$

Figure 9. Effective Vggg vertex contributing to R_2 in mixed QCD in the color connection language (contribution of one quark loop).

Figure 10 shows two sets of Feynman diagrams representing effective vertices. The first set shows a vertex with incoming lines μ_2 and μ_1 , and outgoing lines i and j . The second set shows a similar vertex with different line styles.

$$\begin{aligned}
 & \text{Diagram 1} = -N_{\text{col}} \text{Diagram 2} = -\frac{ig^2}{48\pi^2} (v_1 v_2 + a_1 a_2) \times \\
 & \quad (g_{\mu_1\mu_2} g_{\alpha_i\alpha_j} + g_{\mu_1\alpha_i} g_{\mu_2\alpha_j} + g_{\mu_1\alpha_j} g_{\mu_2\alpha_i}) \\
 & \text{Diagram 3} = -N_{\text{col}} \text{Diagram 4} = \frac{ig^2}{16\pi^2} (c_1 c_2 - d_1 d_2) g_{\alpha_i\alpha_j}
 \end{aligned}$$

Figure 10. Effective VVgg and SSgg vertices contributing to R_2 in mixed QCD in the color connection language. In the case of neutral external vectors or scalars, the formulae should be read as the contribution given by one quark loop. In the case of charged external particles, they refer instead to the contribution of one quark family.

The figure shows four Feynman diagrams arranged in two rows. Each row contains two diagrams. The left diagram in each row shows a vertex with an incoming wavy line labeled μ and two outgoing lines labeled i and j . The right diagram in each row shows a similar vertex but with a quark loop (represented by a dashed line) connecting the two outgoing lines i and j .

Top row equations:

$$\text{Left diagram} = -N_{\text{col}} \quad \text{Right diagram} = -a \frac{ig^2}{24\pi^2} \epsilon_{\mu\alpha_i\alpha_j\beta} (p_i - p_j)^\beta$$

Bottom row equations:

$$\text{Left diagram} = -N_{\text{col}} \quad \text{Right diagram} = c \frac{g^2}{8\pi^2} g_{\alpha_i\alpha_j} m_q$$

Figure 11. Effective Vgg and Sgg vertices contributing to R_2 in mixed QCD in the color connection language (contribution of one quark loop). All momenta are incoming.

References

- [1] G. Passarino and M.J.G. Veltman, *One loop corrections for e^+e^- annihilation into $\mu^+\mu^-$ in the Weinberg model*, *Nucl. Phys. B* **160** (1979) 151 [SPIRES].
- [2] A. Denner, *Techniques for calculation of electroweak radiative corrections at the one loop level and results for W physics at LEP-200*, *Fortschr. Phys.* **41** (1993) 307 [arXiv:0709.1075] [SPIRES].
- [3] J. Kublbeck, M. Böhm and A. Denner, *FeynArts: computer algebraic generation of Feynman graphs and amplitudes*, *Comput. Phys. Commun.* **60** (1990) 165 [SPIRES];
 R. Mertig, M. Böhm and A. Denner, *FeynCalc: computer algebraic calculation of Feynman amplitudes*, *Comput. Phys. Commun.* **64** (1991) 345 [SPIRES];
 A. Denner and S. Dittmaier, *Reduction of one-loop tensor 5-point integrals*, *Nucl. Phys. B* **658** (2003) 175 [hep-ph/0212259] [SPIRES];
 A. Ferroglia, M. Passera, G. Passarino and S. Uccirati, *All-purpose numerical evaluation of one-loop multi-leg Feynman diagrams*, *Nucl. Phys. B* **650** (2003) 162 [hep-ph/0209219] [SPIRES];
 T. Diakonidis et al., *A complete reduction of one-loop tensor 5- and 6-point integrals*, arXiv:0812.2134 [SPIRES].
- [4] T. Binoth, J.P. Guillet, G. Heinrich, E. Pilon and C. Schubert, *An algebraic/numerical formalism for one-loop multi-leg amplitudes*, *JHEP* **10** (2005) 015 [hep-ph/0504267] [SPIRES];
 T. Binoth, J.P. Guillet, G. Heinrich, E. Pilon and T. Reiter, *Golem95: a numerical program to calculate one-loop tensor integrals with up to six external legs*, arXiv:0810.0992 [SPIRES];
 T. Binoth et al., *Precise predictions for LHC using a GOLEM*, arXiv:0807.0605 [SPIRES].
- [5] A. Denner, S. Dittmaier, M. Roth and D. Wackerroth, *$O(\alpha)$ corrections to $e^+e^- \rightarrow W W \rightarrow 4$ fermions(+gamma): first numerical results from RACONWW*, *Phys. Lett. B* **475** (2000) 127 [hep-ph/9912261] [SPIRES];
 G. Montagna, F. Piccinini, O. Nicrosini, G. Passarino and R. Pittau, *TOPAZ0: a program*

- for computing observables and for fitting cross-sections and forward-backward asymmetries around the Z_0 peak, *Comput. Phys. Commun.* **76** (1993) 328 [SPIRES];
- D.Y. Bardin et al., *ZFITTER v.6.21: a semi-analytical program for fermion pair production in e^+e^- annihilation*, *Comput. Phys. Commun.* **133** (2001) 229 [hep-ph/9908433] [SPIRES];
- T. Hahn and M. Pérez-Victoria, *Automatized one-loop calculations in four and D dimensions*, *Comput. Phys. Commun.* **118** (1999) 153 [hep-ph/9807565] [SPIRES].
- [6] Z. Bern, L.J. Dixon, D.C. Dunbar and D.A. Kosower, *Fusing gauge theory tree amplitudes into loop amplitudes*, *Nucl. Phys. B* **435** (1995) 59 [hep-ph/9409265] [SPIRES]; *One-loop n -point gauge theory amplitudes, unitarity and collinear limits*, *Nucl. Phys. B* **425** (1994) 217 [hep-ph/9403226] [SPIRES];
See also Z. Bern, L.J. Dixon and D.A. Kosower, *On-shell methods in perturbative QCD*, *Annals Phys.* **322** (2007) 1587 [arXiv:0704.2798] [SPIRES].
- [7] Z. Bern, L.J. Dixon and D.A. Kosower, *One loop corrections to five gluon amplitudes*, *Phys. Rev. Lett.* **70** (1993) 2677 [hep-ph/9302280] [SPIRES]; *One-loop amplitudes for e^+e^- to four partons*, *Nucl. Phys. B* **513** (1998) 3 [hep-ph/9708239] [SPIRES];
One loop corrections to two quark three gluon amplitudes, *Nucl. Phys. B* **437** (1995) 259 [hep-ph/9409393] [SPIRES]; C.F. Berger, Z. Bern, L.J. Dixon, D. Forde and D.A. Kosower, *Bootstrapping one-loop QCD amplitudes with general helicities*, *Phys. Rev. D* **74** (2006) 036009 [hep-ph/0604195] [SPIRES].
- [8] R. Britto, F. Cachazo and B. Feng, *Generalized unitarity and one-loop amplitudes in $N = 4$ super-Yang-Mills*, *Nucl. Phys. B* **725** (2005) 275 [hep-th/0412103] [SPIRES].
- [9] G. Ossola, C.G. Papadopoulos and R. Pittau, *Reducing full one-loop amplitudes to scalar integrals at the integrand level*, *Nucl. Phys. B* **763** (2007) 147 [hep-ph/0609007] [SPIRES].
- [10] G. Ossola, C.G. Papadopoulos and R. Pittau, *CutTools: a program implementing the OPP reduction method to compute one-loop amplitudes*, *JHEP* **03** (2008) 042 [arXiv:0711.3596] [SPIRES];
See also P. Mastrolia, G. Ossola, C.G. Papadopoulos and R. Pittau, *Optimizing the reduction of one-loop amplitudes*, *JHEP* **06** (2008) 030 [arXiv:0803.3964] [SPIRES].
- [11] F. del Aguila and R. Pittau, *Recursive numerical calculus of one-loop tensor integrals*, *JHEP* **07** (2004) 017 [hep-ph/0404120] [SPIRES];
R. Pittau, *Formulae for a numerical computation of one-loop tensor integrals*, [hep-ph/0406105] [SPIRES].
- [12] R.K. Ellis, W.T. Giele and Z. Kunszt, *A numerical unitarity formalism for evaluating one-loop amplitudes*, *JHEP* **03** (2008) 003 [arXiv:0708.2398] [SPIRES].
- [13] C.F. Berger et al., *An automated implementation of on-shell methods for one-loop amplitudes*, *Phys. Rev. D* **78** (2008) 036003 [arXiv:0803.4180] [SPIRES];
W.B. Kilgore, *One-loop integral coefficients from generalized unitarity*, [arXiv:0711.5015] [SPIRES].
- [14] W.T. Giele, Z. Kunszt and K. Melnikov, *Full one-loop amplitudes from tree amplitudes*, *JHEP* **04** (2008) 049 [arXiv:0801.2237] [SPIRES].
- [15] A. Lazopoulos, *Multi-gluon one-loop amplitudes numerically*, [arXiv:0812.2998] [SPIRES].
- [16] T. Binoth, J.P. Guillet and G. Heinrich, *Algebraic evaluation of rational polynomials in one-loop amplitudes*, *JHEP* **02** (2007) 013 [hep-ph/0609054] [SPIRES];

- A. Breckenstein, A. Denner, S. Dittmaier and S. Pozzorini, *NLO QCD corrections to top anti-top bottom anti-bottom production at the LHC: 1. quark-antiquark annihilation*, *JHEP* **08** (2008) 108 [[arXiv:0807.1248](#)] [[SPIRES](#)].
- [17] Z. Xiao, G. Yang and C.-J. Zhu, *The rational part of QCD amplitude. I: the general formalism*, *Nucl. Phys. B* **758** (2006) 1 [[hep-ph/0607015](#)] [[SPIRES](#)];
X. Su, Z. Xiao, G. Yang and C.-J. Zhu, *The rational part of QCD amplitude. II: the five-gluon*, *Nucl. Phys. B* **758** (2006) 35 [[hep-ph/0607016](#)] [[SPIRES](#)].
- [18] Z. Bern and A.G. Morgan, *Massive loop amplitudes from unitarity*, *Nucl. Phys. B* **467** (1996) 479 [[hep-ph/9511336](#)] [[SPIRES](#)];
Z. Bern, L.J. Dixon, D.C. Dunbar and D.A. Kosower, *One-loop self-dual and $N = 4$ super Yang-Mills*, *Phys. Lett. B* **394** (1997) 105 [[hep-th/9611127](#)] [[SPIRES](#)];
C. Anastasiou, R. Britto, B. Feng, Z. Kunszt and P. Mastrolia, *D-dimensional unitarity cut method*, *Phys. Lett. B* **645** (2007) 213 [[hep-ph/0609191](#)] [[SPIRES](#)];
R. Britto and B. Feng, *Integral coefficients for one-loop amplitudes*, *JHEP* **02** (2008) 095 [[arXiv:0711.4284](#)] [[SPIRES](#)];
R. Britto, B. Feng and P. Mastrolia, *Closed-form decomposition of one-loop massive amplitudes*, *Phys. Rev. D* **78** (2008) 025031 [[arXiv:0803.1989](#)] [[SPIRES](#)];
R.K. Ellis, W.T. Giele, Z. Kunszt and K. Melnikov, *Masses, fermions and generalized D-dimensional unitarity*, [arXiv:0806.3467](#) [[SPIRES](#)].
- [19] Z. Bern, L.J. Dixon and D.A. Kosower, *On-shell recurrence relations for one-loop QCD amplitudes*, *Phys. Rev. D* **71** (2005) 105013 [[hep-th/0501240](#)] [[SPIRES](#)]; *The last of the finite loop amplitudes in QCD*, *Phys. Rev. D* **72** (2005) 125003 [[hep-ph/0505055](#)] [[SPIRES](#)]; *Bootstrapping multi-parton loop amplitudes in QCD*, *Phys. Rev. D* **73** (2006) 065013 [[hep-ph/0507005](#)] [[SPIRES](#)];
C.F. Berger, Z. Bern, L.J. Dixon, D. Forde and D.A. Kosower, *Bootstrapping one-loop QCD amplitudes with general helicities*, *Phys. Rev. D* **74** (2006) 036009 [[hep-ph/0604195](#)] [[SPIRES](#)].
- [20] G. Ossola, C.G. Papadopoulos and R. Pittau, *On the rational terms of the one-loop amplitudes*, *JHEP* **05** (2008) 004 [[arXiv:0802.1876](#)] [[SPIRES](#)];
Numerical evaluation of six-photon amplitudes, *JHEP* **07** (2007) 085 [[arXiv:0704.1271](#)] [[SPIRES](#)].
- [21] A. van Hameren, C.G. Papadopoulos and R. Pittau, *Automated one-loop calculations: a proof of concept*, [arXiv:0903.4665](#) [[SPIRES](#)].
- [22] A. Kanaki and C.G. Papadopoulos, *HELAC: a package to compute electroweak helicity amplitudes*, *Comput. Phys. Commun.* **132** (2000) 306 [[hep-ph/0002082](#)] [[SPIRES](#)];
A. Kanaki and C.G. Papadopoulos, *HELAC-PHEGAS: automatic computation of helicity amplitudes and cross sections*, [hep-ph/0012004](#) [[SPIRES](#)];
A. Cafarella, C.G. Papadopoulos and M. Worek, *Helac-Phegas: a generator for all parton level processes*, [arXiv:0710.2427](#) [[SPIRES](#)].
- [23] W.T. Giele and G. Zanderighi, *On the numerical evaluation of one-loop amplitudes: the gluonic case*, [arXiv:0805.2152](#) [[SPIRES](#)].
- [24] NLO MULTILEG WORKING GROUP collaboration, Z. Bern et al., *The NLO multileg working group: summary report*, [arXiv:0803.0494](#) [[SPIRES](#)].